

## Concept Sort

### Objectives:

Introduces new vocabulary which students will see in the assigned text.

Allows students to share information they already know on a concept.

Familiarizes students with the vocabulary of a new topic or book.

### Method:

Choose 10-15 relevant, important words from the book. Write them on the board or on individual cards.


Working individually or as small groups has the students sort the words into meaningful groups. The groups can be pre-determined by the teacher or an open sort by the students.

Describe the categories used for sorting the different groups. Have students explain why they sorted the words as they did. Go over any words that do not fit into the sort and re sort them as a group. Have the students label the sorted group for its attributes.

### Evaluation:



Completion of sort, recording of information.


Name \_\_\_\_\_



edHelper.  
com

Date \_\_\_\_\_

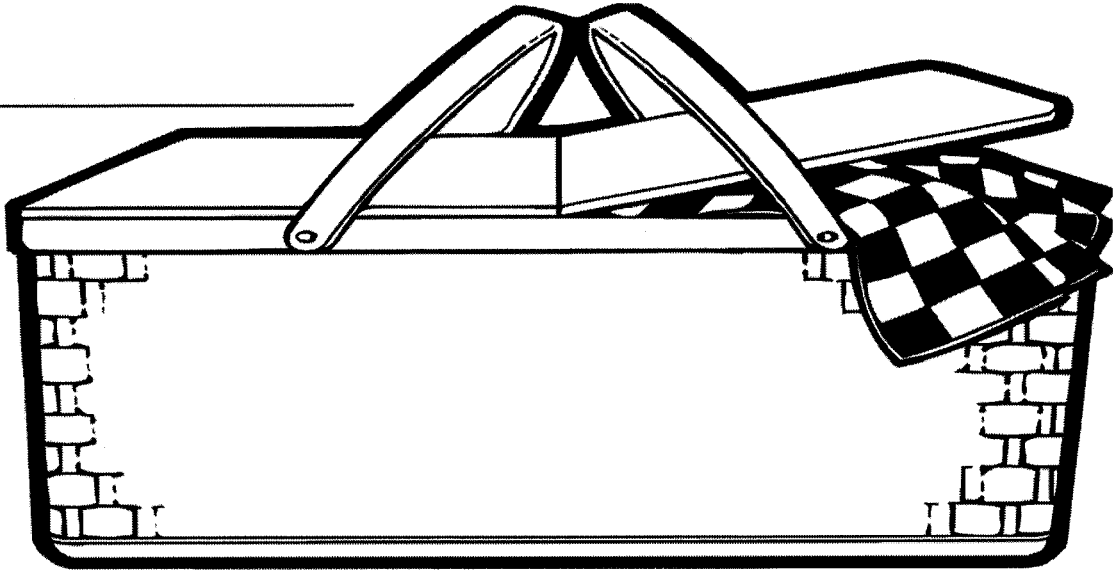




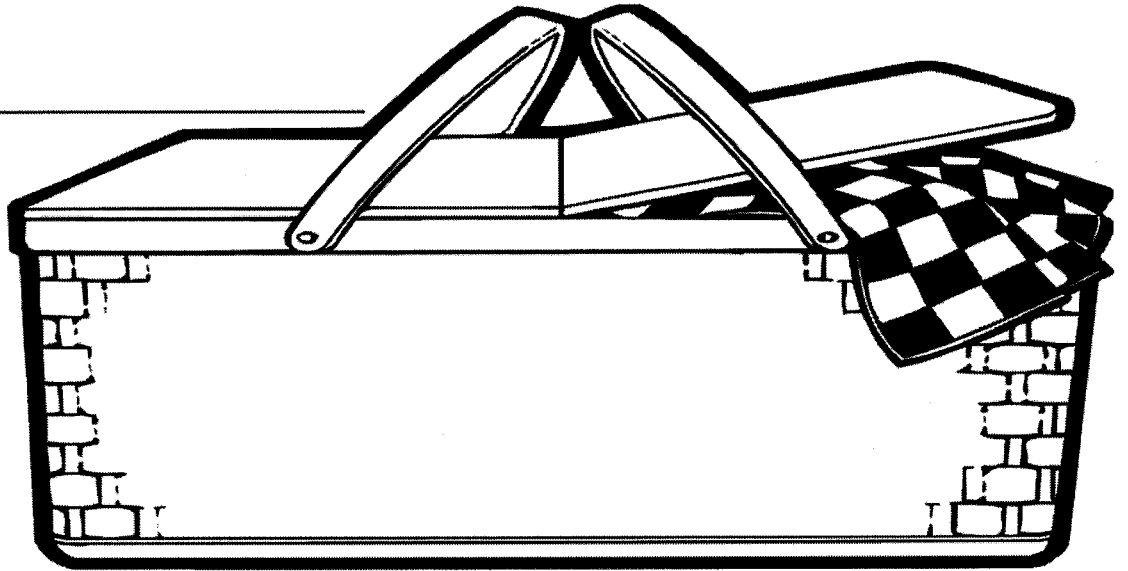
Name \_\_\_\_\_

Sort into the three baskets. Be sure to label each basket.

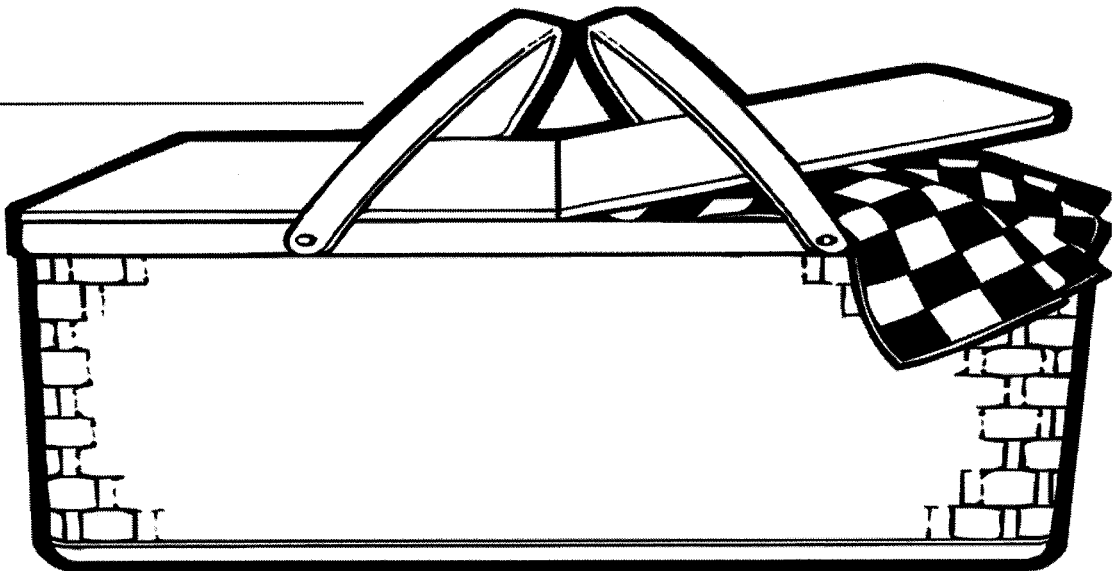
Topic: \_\_\_\_\_



Topic: \_\_\_\_\_



Topic: \_\_\_\_\_


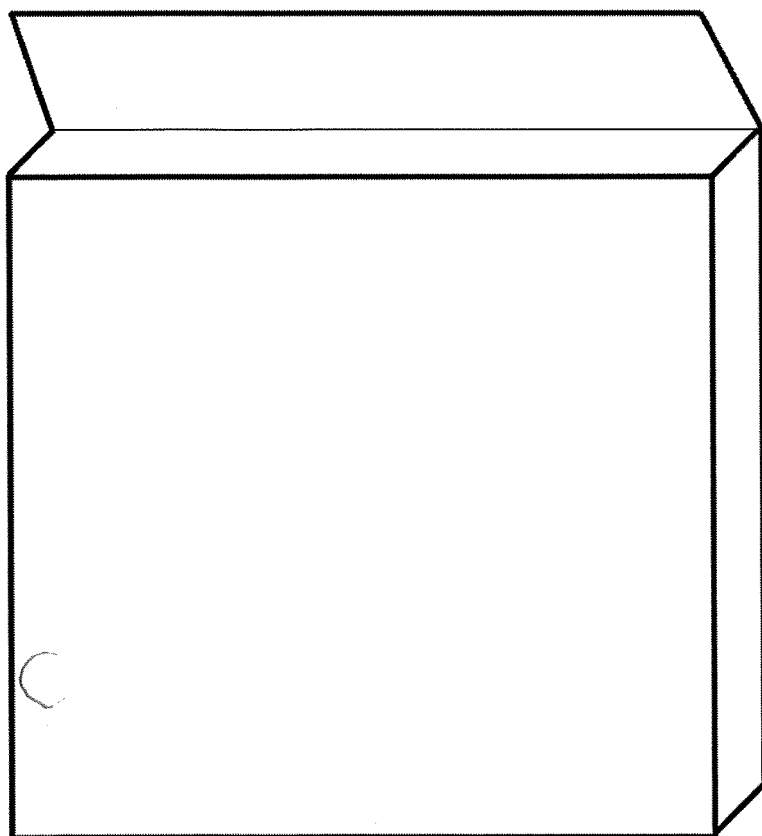

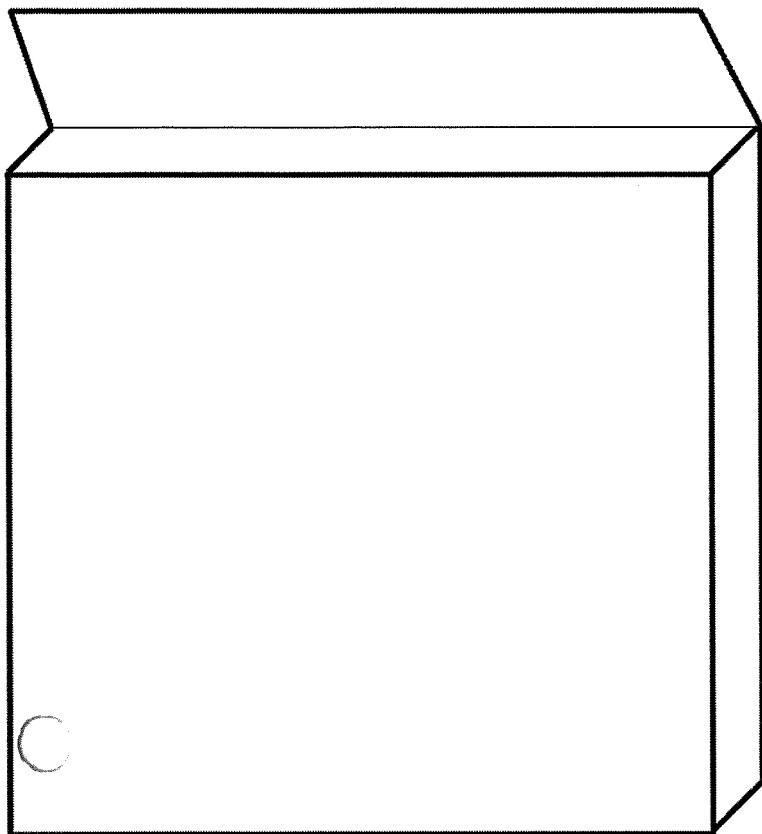




Name \_\_\_\_\_

Date \_\_\_\_\_

Put into the four containers. Write the rule for each on its lid.



## Word Maps

### Objectives:

Help students develop their understanding of a word.

Help students think about new terms or concepts in several ways.

Help build upon prior knowledge and visually represent new information.

### Method:

Introduce the vocabulary word and the map to the students.

Teach them how to use the map by putting the target word in the central box.

Ask students to suggest words or phrases to put in the other boxes which answer the following questions: What is it? What is it like? What are some examples?

Encourage students to use synonyms and antonyms and a picture to help illustrate the new target word.

Model how to write a definition using the information on the word map.

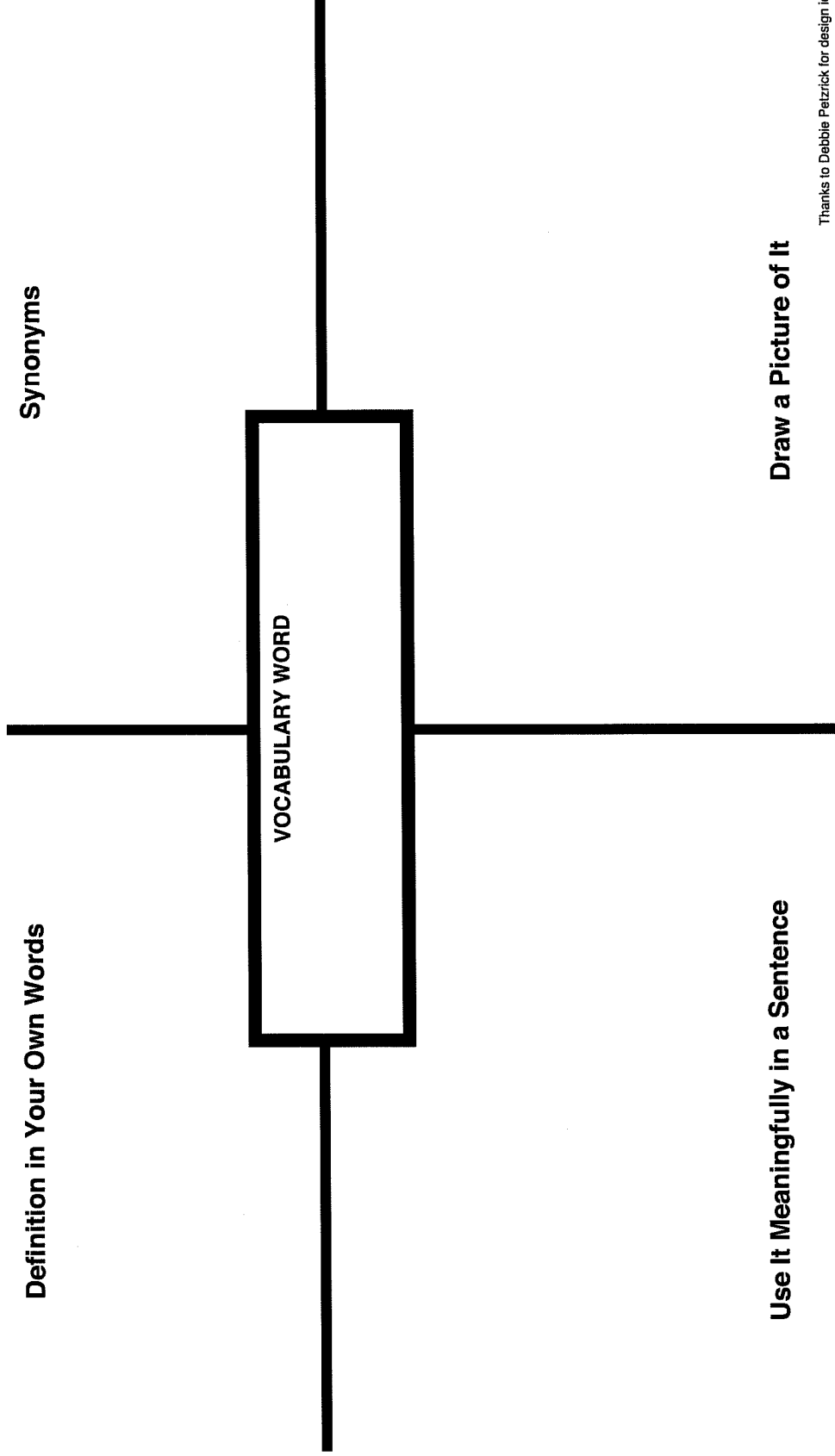
### Evaluation:

Completion of word map

# VOCABULARY WORD MAP

Definition in Your Own Words

Synonyms



Use It Meaningfully in a Sentence

Draw a Picture of It

Thanks to Debbie Petrick for design idea.

# Word Map

Name \_\_\_\_\_

Date \_\_\_\_\_

4

(synonym)

5

(antonym or "nonexample")

3

(the matching  
dictionary definition)

1

(Vocabulary Word)

Page Number  
\_\_\_\_\_

6

(other forms of the word)

2

(sentence or phrase from the text)

8


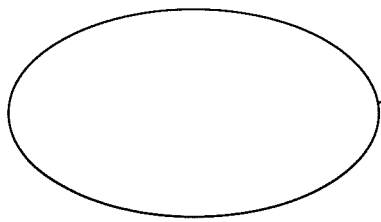
(my very own sentence)

7



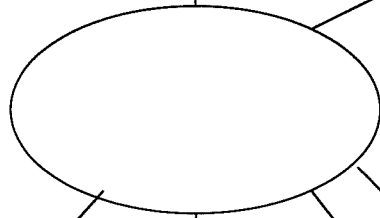


(my association, example, or sketch)

**Category**  
**What is it?**

**Comparisons**



**Properties**  
**What is it like?**



**Illustrations**  
**What are some examples?**



## List-Group-Label

### Objectives:

Helps students organize their understanding of specific vocabulary and concepts.

Builds on students' prior knowledge about a topic.

Actively engages students in learning new vocabulary and content by activating critical thinking skills.

Teaches categorizing and labeling skills.

### Method:

Select a main concept from the reading selection.

**LIST:** List and brainstorm all the words they think are related to the topic.

**GROUP:** Divide into small groups and have the students divide the words into obvious categories.

**LABEL:** Label the categories with a title and have them present their lists to the large group with the reasoning behind their groupings.

### Evaluation:

Observation and completion of group work

## Word Meaning Maps

### Objectives:

Understand word meanings by finding the components of the words

Use a dictionary properly to find word meanings.

### Method:

Choose a vocabulary word from the text.

Demonstrate how to use the dictionary to find the word meanings and parts with the group.

Give each individual student a vocabulary word from the text or from the concept being learned in class.

Have them fill out the word meaning map for the vocabulary word.

### Evaluation:

Completion of Word meaning map

Name: \_\_\_\_\_

Word

\_\_\_\_\_

Definition \_\_\_\_\_

\_\_\_\_\_

\_\_\_\_\_

Synonym

Antonym

Draw a picture of the word.

Use the word in a sentence.

\_\_\_\_\_

\_\_\_\_\_

\_\_\_\_\_

**INSTRUCTIONS:** Have students write a vocabulary word in the oval. Then have them fill in the boxes with additional information about the word.

Name: \_\_\_\_\_

Word

---

Definition \_\_\_\_\_

---

---

---

---

Number of Syllables

---

Use the word in a sentence or a drawing.

**INSTRUCTIONS:** Have students write a vocabulary word in the *Word* circle. Then have them fill in the remaining spaces with additional information about the word.

Name: \_\_\_\_\_

**INSTRUCTIONS:** Write a vocabulary word in each *Word Box*. Write a definition, a synonym, and an antonym for each word in the appropriate boxes. Then use each word in a sentence.

<b>Synonym</b>	<b>Word Box</b>	<b>Antonym</b>
<b>Definition</b>		
<b>Sentence</b>		

<b>Synonym</b>	<b>Word Box</b>	<b>Antonym</b>
<b>Definition</b>		
<b>Sentence</b>		

Name: \_\_\_\_\_

**INSTRUCTIONS:** Write a vocabulary word from the book in the center. Write additional information about the word in the remaining boxes.

Synonym

Antonym

Dictionary definition

Word

Other forms of the word

Word used in a sentence or phrase from the book

(Pg. No. \_\_\_\_\_ )

Word used in an original sentence